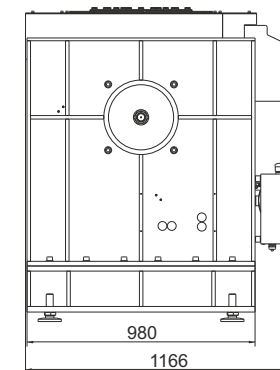
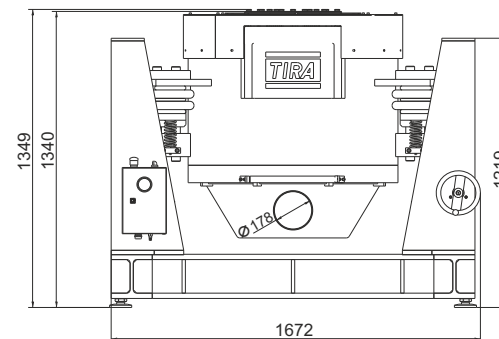


TECHNICAL PARAMETERS

Rated peak force Sine _{pk} /Random _{RMS} ¹ /Shock _{pk} ²	49500/48000/148500 N
Frequency range	5 - 2500 Hz
Main resonance frequency	> 2100 Hz
Max. displacement Pk-Pk Sine/Random/Shock ³	63.5/63.5/76.2 mm
Max. velocity Sine/Random/Shock	2.0/2.0/3.5 m/s
Max. acceleration Sine/Random/Shock	91/75/224 g
Suspension stiffness	250 N/mm
Effective moving mass	55 kg
Max. payload	910 kg
Magn. stray field ⁴	1.5 mT
Armature diameter	480 mm
Min. required compressed air supply	600 kPa
Total mass	4800 kg
Interlocks	Temperature, displacement, cooling air, overcurrent, compressed air



1) Random force vector according to ISO 5344
 2) Theoretical maximum shock value. Depends on payload, amplifier, shock and shock width
 3) Impact by moving to static mass and frequency is possible
 4) measured at 150 mm above armature inserts

For long-term tests, the load must be reduced to 80 %. Continuous operation at maximum load can cause damage.

SCOPE OF DELIVERY, OPTIONS AND FEATURES OF THE SYSTEM

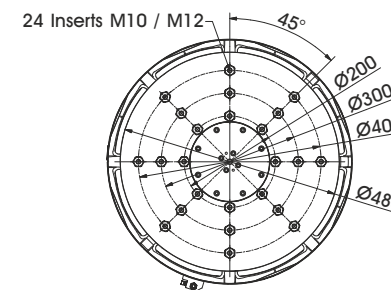
Scope of delivery:
 Vibration exciter S 59356
 Trunnion mount
 with integrated vibration isolation (AIT)
 Power amplifier
 Cooling blower
 Connection box for blower
 Connection cables (each 10 m)
 Power cable (10 m)
 for cooling blower (CEE 63 connector)
 Blower hose Ø175 mm (5 m)
 Compressed-air hose NW 7,2 (Standard) (5 m)

Options:
 Different hole pattern of armature (different pitch diameter and/or thread inserts) at customers request
 Airglide-option (Shaker movable on air cushions)
 Squeak&Rattle (Silent operation without blower)
 Wheels&Rails (incl. 3m rails)
 Thermobarrier (-40°C to +140°C)
 Chamber leadthrough
 Climatic chamber support kit
 Remote control (Software)
 Silencer
 for cooling blower (Noise reduction 9 - 15 dB(A))
 Acoustic enclosure
 for cooling blower (Noise reduction 5 - 23 dB(A))
 Water-cooled acoustic enclosure
 for cooling blower (Noise reduction 30 dB(A))
 Cable extension
 Factory acceptance test

Options:
TIRA EMS Energy Management System

Operation with temperature-controlled cooling blower (and optional with variable field strength)
 ASM-Mode (Auto Shutdown Manager)

Features:
 AIT-trunnion with integrated vibration isolation < 3 Hz
 Coarse filter unit
 Fully automatic pneumatic load compensation
 AIT fixable
 Automatic centering of the AIT-System and the armature
 Degauss kit to reduce stray magnetic field
 Made in Germany
 Servicehotline



Armature 480 (Standard)

TECHNICAL PARAMETERS Amplifier A 6 26 11 105

Output power _{RMS}	60000 VA
Frequency range	DC - 5 kHz
Voltage _{RMS} , max.	212 V
Current _{RMS} , max.	500 A
Signal input voltage _{PK}	±10 V
Total Harmonic Distortion	< 0.2 %
Signal to noise ratio	> 80 dB
Field voltage	250 V
Field current	103 A
Power supply (Standard)	3~ / N / PE 400 V±5% 50 Hz Direct connection (Terminal block)
Max. power consumption at 400 V	56 kVA
Recommended fuse protection (Standard)	125 A slow
Dimensions (WxHxD)	1800 x 2200 x 900 mm
Total mass	1050 kg
Interlocks:	Overload, Temperature, Displacement, Cooling air, Compressed air, Phase monitoring, Emergency stop
Features:	
Field supply integrated	
Mains switch and integrated line filter	
Lo-Field/Hi-Field (Energy-saving mode)	
Field voltage/Field current variable according to customer spec.	
4 Sigma peak current	
Color Touch Screen	

TECHNICAL PARAMETERS Cooling blower TB 7/FUK/20

Max. volume flow rate	5820 m³/h
Max. total pressure difference	16 kPa
Motor output	20 kW
Max. frequency	105 Hz
Hose diameter	175 mm
Hose length (Std.)	5 m
Total mass	131 kg
Dimensions (WxHxD)	625 x 773 x 602 mm
Max. sound pressure level	105 dB(A)
Connection box (fixation to wall):	
Mass	10 kg
Dimensions (WxHxD)	300 x 300 x 250 mm
Power supply (variable)	3~ / PE 400 V±5% 50 Hz CEE 63
Recommended fuse protection (Standard)	50 A slow
Max.current consumption at 400 V	38 A
Options:	
Silencer TB 7/FUK-SI (Noise reduction 9 - 15 dB(A))	
Dimensions (LxD): 1120 x 280 mm	
Mass: 9.2 kg	
Acoustic enclosure TB 7/FUK-AE (Noise reduction 5 - 23 dB(A))	
Dimensions (WxHxD): 1250 x 1393 x 1470 mm	
Mass: 103 kg	
Water-cooled acoustic enclosure WWT (Noise reduction 30 dB(A))	
Dimensions (WxHxD): 1500 x 2080 x 1200 mm	
Mass: 800 kg	
Hose length according to customers request (up to 10 m)	



Amplifier



Connection box with main switch (for blower)



Cooling blower TB 7/FUK/20 with frequency converter



Silencer TB 7/FUK-SI (optional)



Acoustic enclosure TB 7/FUK-AE (optional)